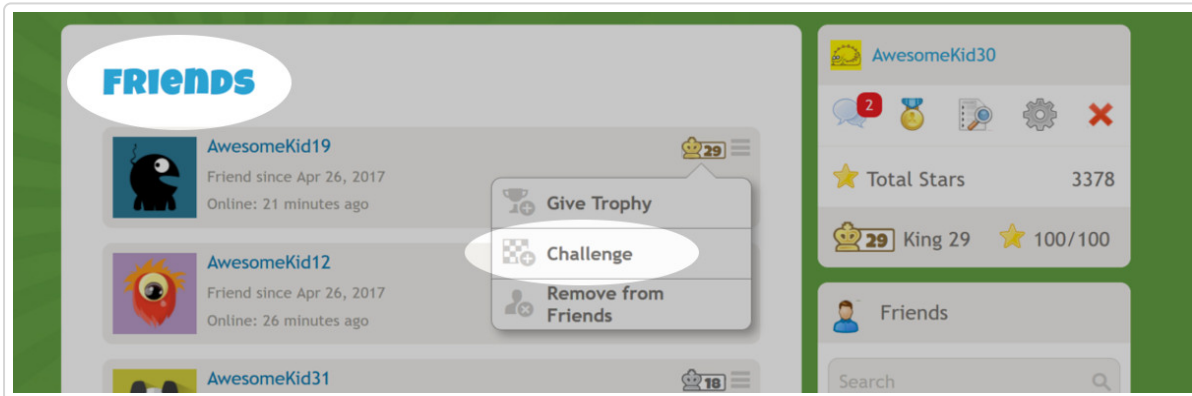


How do I challenge a friend to a game? (kid)

There are several ways to challenge your friends to a game: from the "Friends" page , from a Club's "Members" page, from the "Play" pages, and from player Profile pages.

From the **Friends** page or from a **Club's Members** page:

- Select "Challenge" from the dropdown next to the friend you'd like to play. This will send a Slow chess challenge.



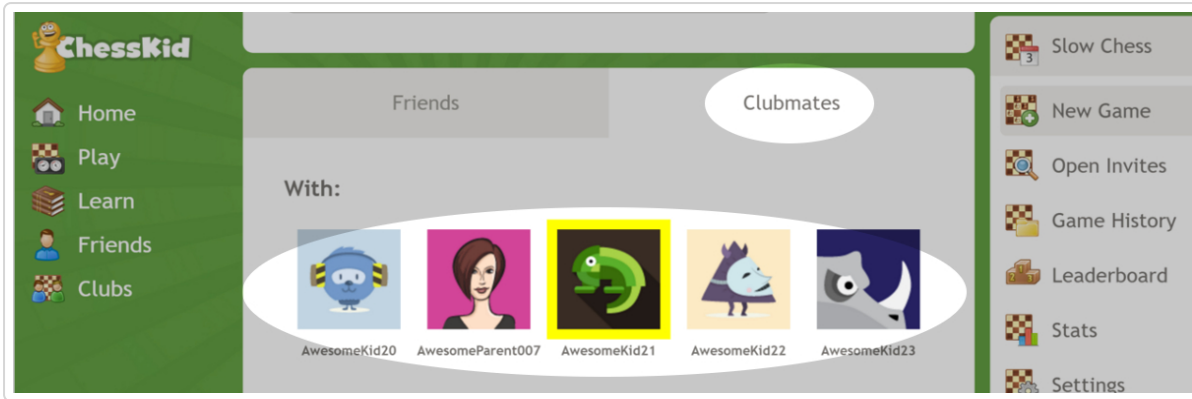
From **Fast Chess**:

- Any of your friends who are online will appear in your "Friends & Clubmates" tab on the right. You can challenge them to a live game by clicking the "Play" icon next to their username.



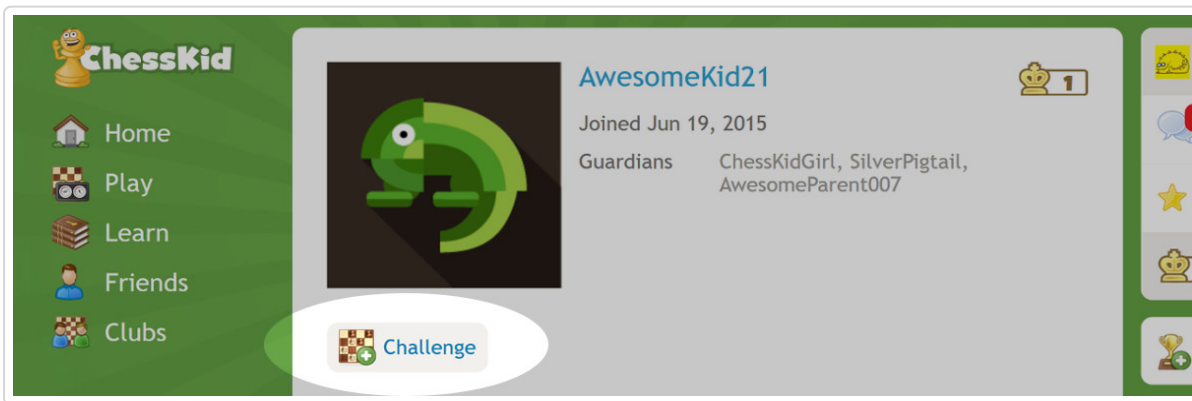
From **Slow Chess** :

- Your friends appear on the "Friends" tab, and your Club's members on the "Clubmates" tab. Select a username & click "Play" to send them a challenge.



From a member's **Profile page** :

- Click the "Challenge" button under their avatar.



Did this answer your question? 😊 ☹️

Last updated on May 4, 2020

© Chess.com (<https://www.chesskid.com>) 2020. Powered by Help Scout (https://www.helpscout.com/knowledge-base/?utm_source=docs&utm_medium=footerlink&utm_campaign=Docs+Branding)